

STRUCTURE OF THE SOLAR CORONA IN WHITE LIGHT AND ITS ELLIPTICITY DURING SIX TOTAL SOLAR ECLIPSES

Penka Stoeva¹, Marzouk B. A.², Alexey Stoev¹, Boyan Benev¹

¹Space Research and Technology Institute – Bulgarian Academy of Sciences

²National Research Institute of Astronomy and Geophysics (NRIAG), Helwan, Cairo, Egypt
e-mail: penm@abv.bg; bmarzoke@yahoo.com

Keywords: Structure of the solar corona, total solar eclipse, flattening index

Abstract: Solar corona is very important part of the solar atmosphere, which is not available every time and it is very difficult to observe it. From solar corona we can get more information about outer sun layers. Large-scale structure of the solar corona can be studied during total solar eclipses.

The structure, shape and brightness of the solar corona significantly change from eclipse to eclipse. They depend on activity of the sun. At maximum solar activity, the corona is very bright and uniform around the solar limb. There are a lot of bright coronal streamers and other active regions on it. During minimum of solar activity the solar corona stretches at the equator and become elliptical.

Flattening index is the first quantitative parameter introduced for analyses of the global structure of the solar corona. It varies with respect to the phase of the solar activity and sunspot number. In this paper we study the solar corona during the 1990, 1999, 2006, 2008, 2009 and 2012 total solar eclipses. We obtain flattening coefficients for all the six eclipses by using a new computer program. Our results are in a good agreement with published results.

СТРУКТУРА НА СЛЪНЧЕВАТА КОРОНА В БЯЛА СВЕТИНА И НЕЙНАТА СПЛЕСНАТОСТ ПО ВРЕМЕ НА ШЕСТ ПЪЛНИ СЛЪНЧЕВИ ЗАТЪМНЕНИЯ

Пенка Стоева¹, Марзук Бешир², Алексей Стоев¹, Боян Бенев¹

¹Институт за космически изследвания и технологии – Българска академия на науките

²Национален изследователски институт по астрономия и геофизика, Хелван, Каиро, Египет
e-mail: penm@abv.bg; bmarzoke@yahoo.com

Ключови думи: Структура на слънчевата корона, пълно слънчево затъмнение, коефициент на сплеснатост на короната

Резюме: Слънчевата корона е много важна част от атмосферата на слънцето, която не се вижда постоянно и е много трудно да се наблюдава. От наблюденията на короната на слънцето можем да получим повече информация за външните слоеве на слънцето. Голямомасштабната структура на слънцето може да се изучава по време на пълни слънчеви затъмнения.

Структурата, формата и яркостта на слънчевата корона значително се променят от затъмнение на затъмнение. Те зависят от активността на слънцето. По време на максимум в слънчевата активност, короната е много ярка и еднородна около лимба на слънцето. Има много ярки коронални стримери и други активни области по нея. По време на минимум в слънчевата активност короната се разтяга около екватора и става елиптична.

Коефициентът на сплеснатост на короната е първият количествен параметър, използван за анализ на глобалната структура на слънчевата корона. Той варира по отношение на фазата на слънчевата активност и броя на слънчевите петна. В тази работа ние изследваме короната на слънцето по време на пълните слънчеви затъмнения през 1990, 1999, 2006, 2008, 2009 и 2012 година. Намираме коефициента на сплеснатост за шестте затъмнения като използваме нова компютърна програма. Нашите резултати са в много добро съгласие с публикуваните досега.

Introduction

The total eclipse of the sun is truly a remarkable event not only because of the fact that the beautiful corona, prominences and all other associated phenomena are rendered visible, due to the hiding by the moon of the disc of the sun or the photosphere as it is called, but mainly because it enables astronomers to study these parts of the sun which are always invisible during bright sunshine [1].

The white-light corona, the outermost part of the atmosphere of the sun, has been observed photographically during the total eclipse of the sun since 1860 [2].

During the total solar eclipse, when the moon occults the sun for a few minutes we can observe the outer atmospheric layers of the sun, the chromosphere and the corona. The shape of the corona extends to several solar radii depending on the sunspot cycle [3].

Markova et al. [4] found that the structure of the corona is created by both the global and local magnetic fields. Structure and shape of the white-light corona during the 1997 and 1998 eclipses, considered by the authors, was of minimum type.

Rusin [5] tried to express the shape and structure of the white light corona according to its brightness with three parameters: ellipticity; structure; and integral brightness. All these parameters are closely connected. They vary with activity cycle phase, and reflect mainly the magnetic field of the sun, which is generated below the photosphere, in the convection zone, erupts through the photosphere and permeates the surface.

In this work we compare the defined features of the solar corona during six total solar eclipses (1990, 1999, 2006, 2008, 2009 and 2012) at different phases of the solar activity cycle. Also, we have calculated the flattening index of the solar corona during all eclipses by the help of a new computer program (Mathlab R2012 language program).

Data Used

The observations of total solar eclipses in 1990, 1999, 2006, 2008, 2009 and 2012 were conducted at different sites of the world.

July 20, 1990 – near the town of Kem, Karelia, Russia (Lat. = 64°57' N, Long. = 34°36' E, Alt. = 165m).

August 11, 1999 - around the town of General Toshevo, Bulgaria (Lat. = 43°41.7' N, Long. = 28°11.5' E, Alt. = 200m).

March 29, 2006 – near the west border of Egypt, Salloum city, Egypt (Lat. = 31° 34' 3.23"N, Long. = 25°7' 39.35'E, Alt. = 202m).

August 1, 2008 – near the town of Bijsk, Altay, Russia (Lat. = 51°58' N, Long. = 84°57'E, Alt. = 360m).

July 22, 2009 - near the upper reservoir of the TianHuangPing Pumped Storage Power Station, China (Lat. = 30°28'14.2" N, Long. = 119°35'29.0" E, Alt. = 909m), near the Shanghai Observatory, which belongs to the Chinese Academy of Science.

The November 14, 2012 TSE was observed in the region of Mount Molloy, 150 km from Palm Cove, Cairns, Queensland, Australia (Lat. = 16°29'45.6" S, Long. = 144°58'17.4" E, Alt. = 342m).




Fig. 1. White-light solar corona during the total solar eclipses, a- 1990, b-1999, c-2006, d- 2008, e-2009, f-2012

Flattening of the solar corona

The flattening coefficient ε characterizes the shape of the isophotes of the White-light solar corona can be defined as:

$$(1) \quad \varepsilon = (r_e / r_p) - 1$$

Where r_e and r_p are the equatorial and polar distances of the isophotes from the center of the solar disk respectively.

Ludendorff [6] made first quantitative analysis of the shape of the solar corona. He analyzed isophotes of coronal images and defined the averaged flattening of the solar corona by the formula

$$(2) \quad \varepsilon = (I + II + VII)/(IV + V + VI) - 1$$

Where I , II, III,,VII designate eight diameters of an isophote separated at angles of $\pm 22.5^\circ$.

Results and Discussion

The most fundamental coronal characteristics (polar plumes, dome-shaped structures and helmet type streamers) have been observed on the images of the studied six total solar eclipses (1990, 1999, 2006, 2008, 2009 and 2012).

The total solar eclipses on 1990 and 1999 were during the maximum of the 22nd and 23rd solar activity cycle, respectively. These coronas show many streamers located at all azimuths around the occulted disk of the Sun (Fig. 1a,b).

The Total Solar Eclipse in 2006 occurred at the minimum of the 23rd solar activity cycle. We can see in Fig. (1c) stalks of helmet extend to 3 solar radii. The existence of different zones in the observed white light corona is clearly noticed.

According to the consensus reached by The Solar Cycle 24th Prediction Panel on May 8, 2009: the 24th solar cycle begins in December 2008. The 2008 total solar eclipse is on the falling branch of the solar cycle. Structures are also outlined on the composite image of the white-light corona - shape of the corona and number of streamers is different. The deviations of dome-shaped structures in western hemisphere are smaller than that in eastern one (see Fig. 1d).

The 2009 total solar eclipse is also in minimum but on the rising branch of the 24th solar cycle. The quiet Sun corona shows larger helmet type streamers concentrated in latitudes near the equator. Image of the white-light corona during the total solar eclipse 2009 (Fig. 1e) also show the typical coronal structures. For 2012 total solar eclipse the white-light corona (Fig. 1f) is a typical maximum type. The active solar corona is full of structures. During sunspot maximum, the corona is very bright and uniform around the solar limb and bright coronal streamers and other condensations associated with active regions are much in evidence.

Studying the three TSEs during minimum of the solar activity cycle we found that deviation of the coronal streamers from radial direction or their inclination towards the equator is larger as a whole for the 2008 (Sunspot Number (SSN) at 2.5) and 2009 (SSN at 4.5) eclipses in comparison with the 2006 TSE (SSN at 17). This fact can be explained with the low solar activity in 2008 and 2009 (deep solar minimum).

Eclipse Year	Flattening index at $r = 2R_{\odot}$		Corona type
1990	0.12 0.12 0.11	Pishkalo 2011 Stoeva et al. 2012 this work	Before min of cycle 22 (May 1996)
1999	0.04 0.19 0.20	Pishkalo 2011 Stoeva et al. 2012 this work	After min of cycle 22 (May 1996)
2006	0.17 0.10 0.16	Pishkalo 2011 Stoeva et al. 2012 this work	Before min of cycle 23 (Dec 2008)
2008	0.21 0.32 0.34	Pishkalo 2011 Stoeva et al. 2012 this work	Before min of cycle 23 (Dec 2008)
2009	0.24 0.22 0.25	Pishkalo 2011 Stoeva et al. 2012 this work	After min of cycle 23 (Dec 2008)
2012	- 0.024 0.02	Pishkalo 2011 Stoeva et al. 2012 this work	After min of cycle 23 (Dec 2008)

According to Eq. (1) and Eq. (2), we could calculate the flattening parameters at four positions (using a new computer program Matlab R2012 language).

Table 1 shows values of the flattening coefficient ϵ calculated for the six total solar eclipses (1990, 1999, 2006, 2008, 2009 and 2012).

The method we used to calculate the flattening index ϵ values is computerized by using Matlab R2012 language program.

Our results are in good agreement with the published one. For 1990 total solar eclipse we find that the flattening index ϵ is 0.11 and it is in agreement with Pishkalo [7] and Stoeva et al. [8] (equal 0.12).

As we see in Table (1) Badalyan & Sykora [9]; Pishkalo [7], found that the flattening parameter during the total solar eclipse in 1999 is 0.04 and Stoeva et al. [8] found it equal to 0.19, while in this work we've found it equal to 0.2. It is in a good agreement with the published by Stoeva et al. [8].

For 2006 total solar eclipse, Stoeva et al. [8], defined the value of the solar coronal flattening $\epsilon = 0.1$. Pishkalo [7] and Gloub & Pasachoff [10] found that the flattening index ϵ during the total solar eclipse in 2006 is 0.17. Our value for the flattening index ϵ during the total solar eclipse in 2006 is defined to be 0.16, and it is matched with published one by Pishkalo [7] and Gloub & Pasachoff [10].

The flattening index ϵ during the total solar eclipse in 2008 was calculated by Pishkalo [7] and he have found it equal to 0.21, while Stoeva et al. [8] found it equal to 0.32. Our value is matched with the published by Stoeva et al. [8], and it is equal to 0.34.

Pishkalo [7] shows that the flattening index ϵ during the total solar eclipse in 2009 is 0.24, while Stoeva et al. [8] found it equal to 0.22 and in this work we've found it equal to 0.25 and it is in agreement with the published values.

Finally, the flattening index ϵ during the 2012 total solar eclipse have been calculated by Stoeva et al. [8] and they found it equal to 0.02. Here, we find it equal to 0.024.

The contour maps (isophotes, equidensites) for six total solar eclipses (1990, 1999, 2006, 2008, 2009 and 2012) are shown in Fig. 2.




Fig. 2. Equidensites of the solar corona derived by using the new Matlab R2012 language program for computing the Ludendorf flattening coefficient for six total solar eclipses in a- 1990, b-1999, c-2006, d- 2008, e-2009, f-2012.

Conclusions

The most fundamental coronal characteristics (polar plumes, coronal cavities and arcades, coronal holes, streamers) have been observed in the photographs of six total solar eclipses (1990, 1999, 2006, 2008, 2009 and 2012).


The calculated flattening coefficient shows that white-light corona during the 1990, 1999, and 2012 total solar eclipses is symmetric (solar corona maximum), while white light corona during the, 2006, 2008 and 2009 total solar eclipses is asymmetric (solar corona minimum).

We obtain value for the flattening index ϵ in 1990 TSE (0.11), which is in a good agreement with the results of Pishkalo [7] and Stoeva et al. [8]. Value for the flattening index during the 1999 TSE is consistent with that published by Stoeva et al. [8]. For the 2006 TSE, ϵ value is in agreement with that of Pishkalo [7] and Gloub & Pasachoff [10]. The flattening index value during the 2008 TSE correlate with that published by Stoeva et al. [8]. For the 2009 TSE the obtained in this work value for the flattening index is in agreement with that published by Pishkalo [7] and Stoeva et al. [8]. Finally, for the 2012 total solar eclipse we obtain flattening index ϵ value is consistent with that of Stoeva et al. [8].

In general, our new computerized method for calculation of the flattening coefficient ϵ gives values, which are consistent with the published ones.

References:

1. Madwar, M. R. : 1952, Fouad I University Press, Bulletin No. 42.
2. Pasachoff, J. M. ; Rusin, V. ; Druckmullar, M. and Saniga, M. : 2007, The Astrophysical Journal, Vol. 665, Issue 1, PP. 824-829.

3. Marzouk, B. A., 2013, Ph. D. Thesis, Faculty of Science, Al-Azhar University.
4. Markova, E.; Belik, M.; Rusin, V. and Kotrc, P.: 1999, *Contrib. Astron. Obs. Skalnat' e Pleso* 28, PP. 210-215.
5. Rusin, V.: 2000, the Last Total Solar Eclipse of Millennium in Turkey, *ASP Conf. Series*, Vol. 205, PP.17-31.
6. Ludendorff, H., *Sitzungsber. Preuss. Akad. Wiss. Phys.-Math. Kl.*, **16**, 1928, 185.
7. Pishkalo, M., "Flattening Index of the Solar Corona and the Solar Cycle", *Solar Phys*, 270,2011, 347–363, DOI 10.1007/s11207-011-9749-y.
8. Stoeva P., A. Stoev, S. Kuzin, 2012, Solar Corona In White Light During Five Total Solar Eclipses, Sun and Geosphere, *The International Journal of Research and Applications*, Vol.7 - No.1, pp.81-84 , Editor-in-Chief: Atila Ozguc, Guest Editors: Katya Georgieva, Vladimir Obridko, Georgeta Maris, Tamara Breus, Rositza Koleva, Yurdanur Tulunay, ISSN: 1819-0839.
9. Badalyan, O.G. and Sykora, J. S, 2008, *Contrib. Astron. Obs. Skalnat' e Pleso*, Vol. 38, PP. 519 – 537.
10. Golub, L., Pasachoff, J.M.. 2009, *The Solar Corona*, Cambridge University Press, Cambridge, UK. (2nd edition).